

CeCC Client Forum 2010

Product Update

Andrew Macleod

Content Builder History

- 1999 - Events calendar module
- 2001 - Content Builder Version 0.1 for news headlines
- 2002 - Manage pages/articles added (Version 1.0)
- 2003-04 - Other CMS modules developed separately
 - Resource Manager
 - Menu Manager
 - Site Statistics
 - Helpdesk
- 2005 - Webmanager
 - Designed to bring various modules together
- 2006 - Content Builder Version 2.0
 - Menus and Resources integrated
 - New look

Content Builder History (cont.)

- 2007-08 - More modules introduced
 - Features (random images, featured clients etc)
 - Utilising more open-source software
 - Online surveys
 - Discussion forums
 - Blogs/Wiki's
 - Google analytics
 - Several client intranet projects lead to development of advanced resource management module
- 2009 - Cracks appearing
 - Too much decentralisation (too many logins!!!!)
 - Events calendar reaching breaking point
 - Work on Version 3 begins

Aims

- Original goals
 - Complete overhaul and modernisation
 - New WYSIWYG editor
 - Events Calendar redevelopment and integration
 - Photo Galleries
 - Resource module upgrade including flexible categorisation
 - Single login
- Added during development
 - News and articles redevelopment
 - Helpdesk integration
 - Remaining Webmanager features centralised into CB
 - Enquiries module
 - Managed Events (non-core module)
 - User management
- Future Enhancements
 - Blog module

Comparing old and new

Look and Feel



Please Enter your login details

Username

Password


Sign In

[Forgot Password?](#)

Copyright © 2010 - Centre for eCommerce and Communications - All rights reserved

Comparing old and new

Homepage



The screenshot shows the CeCC Content Builder homepage. At the top, there is a navigation bar with links for Settings, My Profile, Help, and Logout. Below this, the current account is set to CECC. The main navigation menu includes Home, News, Pages, Menus, Resources, Events, Galleries, Features, Helpdesk, and Enquiries. The welcome message reads: "Welcome to Content Builder Andrew. Your default account has been selected. If you have access to multiple accounts you can switch between them by selecting the account from the list and clicking the 'switch account' button. Use the tabs above to manage the various parts of your website." The left sidebar contains a vertical menu with links for Account, Content Builder, and Media. The main content area is divided into three sections: Account, News and Updates, and Website Usage Statistics. The Account section shows the current account as CECC and a checkbox for "Make this my default account". The News and Updates section contains a message about the upgrade to Version 3.0. The Website Usage Statistics section provides information about Webalizer and Google Analytics, including steps for setting up Google Analytics.

Settings My Profile Help Logout

Current Account CECC

Home News Pages Menus Resources Events Galleries Features Helpdesk Enquiries

Welcome to Content Builder Andrew. Your default account has been selected. If you have access to multiple accounts you can switch between them by selecting the account from the list and clicking the "switch account" button. Use the tabs above to manage the various parts of your website.

Account

CECC Switch Account

☒ Make this my default account

News and Updates

The CeCC Content_Builder has recently been upgraded to Version 3.0. Please let us know immediately if you experience any problems with the changes. You can do so using our Online Helpdesk or by emailing support@cecc.com.au.

Bookmarks

Links to any applications or features for this website which are not contained within Content Builder.

- CeCC Internal Docs
- Content Builder for Ballarat ICT (JED)
- Docbook Manager 2008
- Docbook Manager 2009
- Domainager
- Easy Survey
- eGroupWare
- Lime Survey 1.86
- PHP Surveyor
- Research Monitor
- WebManager Docs

Website Usage Statistics

There are two separate statistical packages available for most websites.

Webalizer CeCC's Internal usage log-based package gives raw statistics (updated every 6 hours)

Google Analytics Provides a more powerful and accurate tool for evaluating website utilization (updated constantly)

Never accessed Google Analytics before?

Listed below are the steps for gaining access to Google analytics for your website:

1. Register a Google Account at the following address - www.google.com/accounts/accounts/NewAccount
2. Notify CeCC at support@cecc.com.au once you have setup your Google Account, including the email address that you registered the

Comparing old and new

News



Home

Head

Link:

Short



Cur

2010

Link: |



Zend

Link: |

During



Moos

Link: |

Put



Settings My Profile Help Logout

Current Account

- Home
- News
- Pages
- Menus
- Resources
- Events
- Galleries
- Features
- Helpdesk
- Enquiries

Current Headlines

 2010 Client Forum	 Edit  Delete	   
 Zendcon 2009 Conference	 Edit  Delete	   
 Moorabool Shire ICT Survey	 Edit  Delete	   
 Colac Otway Shire Web-GIS launch	 Edit  Delete	   
 Young farmers for the Wimmera project	 Edit  Delete	   
 CeCC Wins Vice-Chancellor Team Excellence Award	 Edit  Delete	   
 New Free Online Law Handbook	 Edit  Delete	   
 Internet Tool box for rural GP's to access mental health services information	 Edit  Delete	   
 Victorian eServices Panel	 Edit  Delete	   
 Bushfire Legal Help Website	 Edit  Delete	   
 Planning, Quality & Review Website Launch	 Edit  Delete	   
 Southern Farming Systems join CeCC	 Edit  Delete	   
 South Australian Council of Community Legal Services	 Edit  Delete	   

Comparing old and new

Events

Event Calendar Ma



Settings My Profile Help Logout

Current Account

This page allows you
add new events to the

Home News Pages Menus Resources **Events** Galleries Features Helpdesk Enquiries

[Add new event](#) [Add managed event](#) [List managed events](#)

[Add New Event](#)

Events Manager

March 2010

Pages: [1](#) [2](#) [3](#) [4](#) [5](#) [6](#) [7](#)

List Day Week **Month**

Date
12 Dec 2010
14 Nov 2010
23 Oct 2010
10 Oct 2010
12 Sep 2010
08 Aug 2010
31 Jul 2010
11 Jul 2010
27 Jun 2010
07 Jun 2010
15 May 2010

March 2010						
Monday	Tuesday	Wednesday	Thursday	Friday	Saturday	Sunday
11:00 Dinner 12:00 Lunch	2	3	4	5	6	7
8	9	10	11	12	13	14
15	16	17	18	00:00 Event name 10:30 ddd 12:00 Da Uday Lunch 12:00 Da Uday Lunch 12:00 Lunch 2	20	21

Helpdesk



content builder

Centre for eCommerce and Communications

[Settings](#)
[My Profile](#)
[Help](#)
[Logout](#)

Current Account

CECC

Home

News

Pages

Menus

Resources

Events

Galleries

Features

Helpdesk

Enquiries

Webmanager Home

Add new job

View jobs

View closed jobs

Products

Content Builder

Helpdesk

Site Statistics

User Poll 2

LinkTracker

Special Features

CeCC Internal Docs

Content Builder for Ballarat ICT (JED)

Docbook Manager 2008

Docbook Manager 2009

Domianager

Easy Survey

eGroupWare

Lime Survey 1.86

PHP Surveyor

Research Monitor

WebManager Docs

Logout >>

Email address for this account: a.macleod@ballarat.edu.au

Department: CECC access: root

Job #	Category	Subject	Assigned To	Opened By	Date Opened
1972	Client Support	ATAP Application Issue	support	cbriody	19th Jan 2010
1700	Other	How to register an editor for the wiki	pfeely	jschmidt	3rd Feb 2009
1498	Events Calendar	creating url from predefined search	cbriody	samgray	6th Dec 2007
2015	Billing/Payments	dfgdsg	cbriody	amacleod	11th Mar 2010
2014	Billing/Payments	dfgdsg	cbriody	amacleod	11th Mar 2010
2013	Billing/Payments	dfgdsg	cbriody	amacleod	11th Mar 2010
2012	Billing/Payments	dfgdsg	cbriody	amacleod	11th Mar 2010
2011	Billing/Payments	dasds	cbriody	amacleod	11th Mar 2010
2010	Billing/Payments	dasds	cbriody	amacleod	11th Mar 2010
2009	Billing/Payments	dasds	cbriody	amacleod	11th Mar 2010
1998	Client Support	FCLC Intranet - Remember login function not working	support	fcldadmin	2nd Mar 2010
1995	Website Maintenance	two headings the same on 1 page	cbriody	shdaly	25th Feb 2010
1993	Other	generic email address	cbriody	shdaly	25th Feb 2010
1989	Client Support	Some HR Forms not coming up in Search	pfeely	srafferty	16th Feb 2010
1987	Client Support	Docx files (2007 Version) on website	pfeely	srafferty	15th Feb 2010

Comparing old and new

Resources



[Settings](#) [My Profile](#) [Help](#) [Logout](#)

Current Account

Resource

Welcome to the CE
resources on your

[Add New File](#)

File Resources

Search:
20

Details

A Flexibly Delivered
Author: Dr Patrice B
Holick

aaaa
Author: Size (Kb):

Birchip Cropping
Author: Larissa Patt

CECC Client Forum
Author: Helen
Thompson

CECC eXtra - Iss
Author: Helen Thom

[Home](#) [News](#) [Pages](#) [Menus](#) [Resources](#) [Events](#) [Galleries](#) [Features](#) [Helpdesk](#) [Enquiries](#)

[Add new resource](#) [Add new link](#) [Add new resource category](#) [Add new link category](#)

Category Type:

Resources

- Resources
 - General File Resources
 - CECC eXtra
 - CECC eXtra - Issue #1
 - CECC eXtra - Issue #2
 - CECC eXtra - Issue #3
 - User Guides and Product Documentation
 - Client Forum Presentations - 2005
 - Unsorted
- Links
 - General Links
 - Client Sites
 - Unsorted
- News
- Events

Search [go](#) [clear](#)

Hints and Tips


- Double click an item to open/view the resource in a new window
- Single click a resource to view a brief summary in the right hand pane
- Right click a tree node to add, edit, move and delete categories and resources

If you do not see any resource categories listed:

- You may have Javascript disabled
- You may not have been given access to any categories or resources.

Comparing old and new

Edit Page & WYSIWYG editor

 **contentbuilder**
Centre for eCommerce and Communications

Settings My Profile Help Logout

Current Account

Home News **Pages** Menus Resources Events Galleries Features Helpdesk Enquiries

[Create content page](#) [Add resource](#) [Back](#)

Edit Page

- Update the details of your page using the fields provided, then click the "Update Page" button at the bottom of the page.
- If you type a page title - a suggested page name will be generated automatically
- Clicking on a resource in the "Resources" tab allows you to insert the resource as a link
- Clicking the "Add resource" button above allows you to add a new resource without leaving this page

Page Details Resource Tree Advanced Restrictions












































Page Title:

Page Name:

Meta Description:

Meta Keywords:

Template:

B I U x_2 x^2                                           

Demonstration

Other New Features

- Enquiries manager



content builder
Centre for eCommerce and Communications

[Settings](#)
[My Profile](#)
[Help](#)
[Logout](#)

Current Account: CeCC

[Home](#)
[News](#)
[Pages](#)
[Menus](#)
[Resources](#)
[Events](#)
[Galleries](#)
[Features](#)
[Helpdesk](#)
[Enquiries](#)

[Export enquiries](#)
[Create enquiry form](#)

Enquiries

25 results
Filter by Status-->
Filter by type
Go:>


1 result found (Displaying 1 - 1)

#	Status	Enquiry	Details	Options		
235	*	Content Builder Version 3 From: Andrew Macleod CeCC	25-Mar-2010 8:20am	View	Edit	Delete

Export

Other New Features

- News and Articles


 **contentbuilder**
Centre for eCommerce and Communications


Settings My Profile Help Logout

Current Account

Home News Pages Menus Resources Events Galleries Features Helpdesk Enquiries

▶ Add news item ▶ Archived news items ▶ Publish changes ▶ Preview changes ◀ Back

 **Add Headline Only**
*Choose this option for headlines which will not have their own article
e.g links to external sites or existing pages*

 **Add Headline & Article**
*Use this option to create a headline and an associated article in one
step.*

Headlines Categories Image Resources

Headline:

URL:

Target:

Valid From:

Valid To:

☐ Auto Archive?

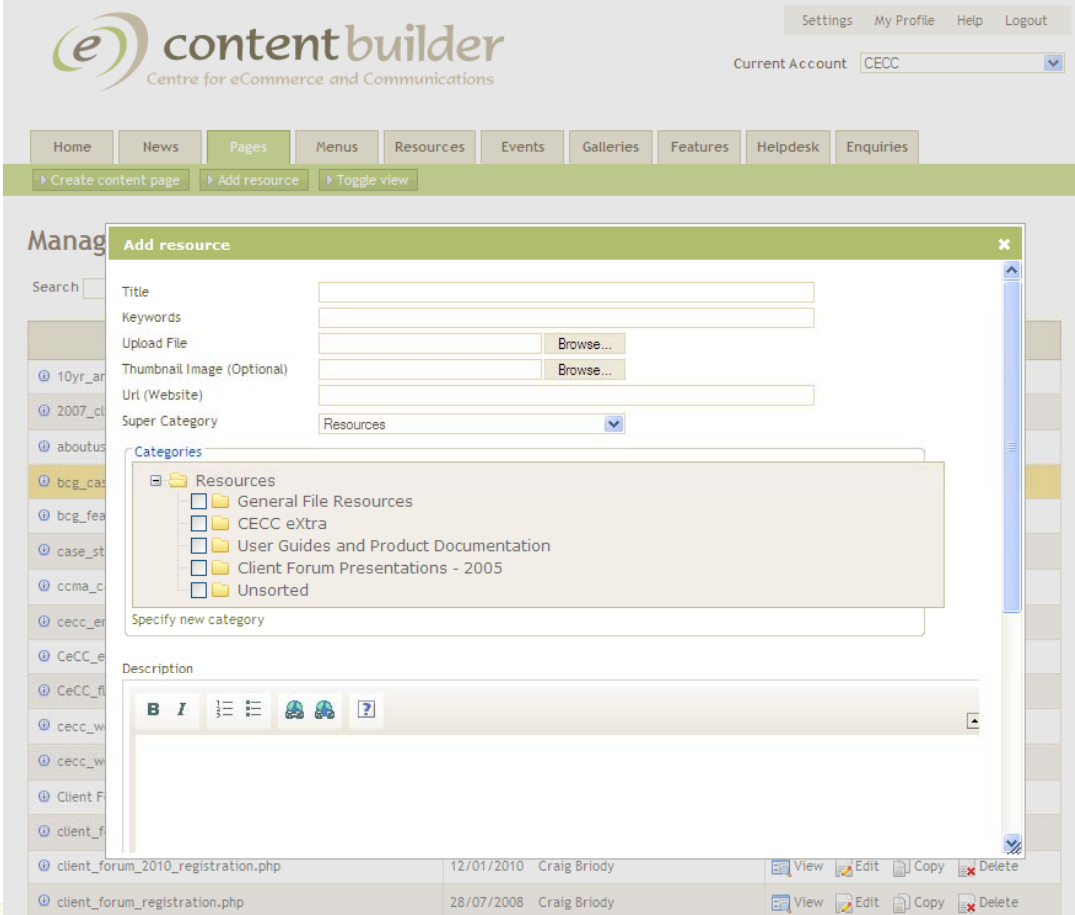
☐ Featured Headline?

Summary:

Save changes Return without saving

Other New Features

- Add Resource



content builder
Centre for eCommerce and Communications

Settings My Profile Help Logout
Current Account: CECC

Home News Pages Menus Resources Events Galleries Features Helpdesk Enquiries

Create content page Add resource Toggle view

Manag Add resource

Search

Title

Keywords

Upload File

Thumbnail Image (Optional)

Url (Website)

Super Category: Resources

Categories

- Resources
 - General File Resources
 - CECC eXtra
 - User Guides and Product Documentation
 - Client Forum Presentations - 2005
 - Unsorted

Specify new category

Description

B I [List Icons] [Image Icons] [Help Icon]

client_forum_2010_registration.php	12/01/2010	Craig Briody	<input type="button" value="View"/> <input type="button" value="Edit"/> <input type="button" value="Copy"/> <input type="button" value="Delete"/>
client_forum_registration.php	28/07/2008	Craig Briody	<input type="button" value="View"/> <input type="button" value="Edit"/> <input type="button" value="Copy"/> <input type="button" value="Delete"/>